

ACCESSRAMP
TM

Click here for
Tips on using
ACCESSRAMP

PIPENET
Conventions for EDI

861
Gauge Ticket

ACCESSRAMP - 1994 © Washington Publishing Company
INFORMATION - 1994 © API

861 Receiving Advice/Acceptance Certificate

FUNCTIONAL GROUP ID = RC

This standard provides the format and establishes the data contents of a receiving advice or acceptance certificate transaction set. The receiving advice or acceptance certificate transaction set provides for customary and established business and industry practice relative to the notification of receipt or formal acceptance of goods and services.

There is one header area per Gauge Ticket transaction set. The detail area of the Gauge Ticket transaction set consists of sequentially numbered Line Items. Each Line Item transmits one Gauge Ticket. Each transaction set may send 200,000 tickets.

Header

Page No.	Pos. No.	Seg. ID	Name	Req. Des.	Max. Use	Loop Repeat
3	010	ST	Transaction Set Header	M	1	
4	020	BRA	Beginning Segment for Receiving Advice or Acceptance Certificate	M	1	
Not Used	030	NTE	Note/Special Instruction	F	100	
Not Used	040	CUR	Currency	O	1	
Not Used	050	REF	Reference Numbers	O	12	
Not Used	060	PER	Administrative Communications Contact	O	3	
5	070	DTM	Date/Time Reference	M	10	
Not Used	080	PRF	Purchase Order Reference	O	25	
Not Used	090	TD1	Carrier Details (Quantity and Weight)	O	2	
Not Used	100	TD5	Carrier Details (Routing Sequence/Transit Time)	O	12	
Not Used	110	TD3	Carrier Details (Equipment)	O	12	
Not Used	120	TD4	Carrier Details (Special Handling or Hazardous Materials or Both)	O	5	
Not Used	125	MEA	Measurements	O	40	
6	130	N1	Name	O	1	200
8	140	N2	Additional Name Information	O	2	
9	150	N3	Address Information	O	2	
10	160	N4	Geographic Location	O	1	
Not Used	170	REF	Reference Numbers	O	100	
Not Used	180	PER	Administrative Communications Contact	O	3	
Not Used	190	FOB	F.O.B. Related Instructions	O	1	

Detail

11	010	RCD	Receiving Conditions	O	1	200000
Not Used	020	SN1	Item Detail (Shipment)	O	1	
Not Used	030	CUR	Currency	O	1	

14	040 LIN	Item Identification	O	100	
18	050 PID	Product/Item Description	O	1000	
Not Used	060 PO4	Item Physical Details	O	100	
20	070 REF	Reference Numbers	O	12	
Not Used	080 PER	Administrative Communications Contact	O	3	
21	090 DTM	Date/Time Reference	O	10	
Not Used	100 PRF	Purchase Order Reference	O	25	
22	110 MEA	Measurements	O	40	
Not Used	120 FOB	F.O.B. Related Instructions	O	1	
Not Used	130 TD1	Carrier Details (Quantity and Weight)	O	20	
Not Used	140 TD5	Carrier Details (Routing Sequence/Transit Time)	O	12	
Not Used	150 TD3	Carrier Details (Equipment)	O	12	
Not Used	160 TD4	Carrier Details (Special Handling or Hazardous Materials or Both)	O	5	
Not Used	170 ITA	Allowance, Charge or Service	O	10	
Not Used	180 MAN	Marks and Numbers	O	10	
26	190 SLN	Subline Item Detail	O	1	100
Not Used	200 PID	Product/Item Description	O	1000	
30	210 N1	Name	O	1	200
Not Used	220 N2	Additional Name Information	O	2	
Not Used	230 N3	Address Information	O	2	
Not Used	240 N4	Geographic Location	O	1	
32	250 REF	Reference Numbers	O	100	
33	260 PER	Administrative Communications Contact	O	3	
Not Used	270 FOB	F.O.B. Related Instructions	O	1	

Summary

34	010 CTT	Transaction Totals	O	1	
36	020 SE	Transaction Set Trailer	M	1	

Segment: ST Transaction Set Header
Level: Header
Loop: ____
Usage: Mandatory
Max Use: 1
Purpose: To indicate the start of a transaction set and to assign a control number
Comments: A The transaction set identifier (ST01) is intended for use by the translation routines of the interchange partners to select the appropriate transaction set definition (e.g., 810 selects the invoice transaction set).

Data Element Summary

REF. DES.	DATA ELEMENT	NAME	ATTRIBUTES
ST01	143	Transaction Set Identifier Code	M ID 3/3
		Code uniquely identifying a Transaction Set.	
		861 X12.12 Receiving Advice	
ST02	329	Transaction Set Control Number	M AN 4/9
		Identifying control number assigned by the originator for a transaction set.	
		Control number assigned by the sender. It is sequentially assigned within each functional group. Sequential numbering aids in error recovery and research. ST02 must be the same as SE02.	

Segment: **BRA** Beginning Segment for Receiving Advice or Acceptance Certificate

Level: Header

Loop: _____

Usage: Mandatory

Max Use: 1

Purpose: To indicate the beginning of a receiving advice or acceptance certificate transaction set and to transmit an identifying number, date and time

Comments: **A** BRA02 is the date that the receiving advice transaction set is created.

B BRA05 is the time that the receiving advice transaction set is created.

Data Element Summary

REF. DES.	DATA ELEMENT	NAME	ATTRIBUTES
BRA01	127	Reference Number Reference number or identification number as defined for a particular Transaction Set, or as specified by the Reference Number Qualifier.	M AN 1/30
		G Gauge Ticket	
BRA02	373	Date Date (YYMMDD).	M DT 6/6
BRA03	353	Transaction Set Purpose Code Code identifying purpose of transaction set.	M ID 2/2
		00 Original	
		04 Change	
		07 Duplicate	
		22 Information Copy	
BRA04	962	Receiving Advice or Acceptance Certificate Type Code Code specifying type of receiving advice	M ID 1/1
		2 Post Receipt Advice	
BRA05	337	Time Time expressed in 24-hour clock time (HHMMSS) (Time range: 000000 through 235959)	O TM 4/6
		Not Used by PIPENET	
BRA06	412	Receiving Condition Code Code designating physical condition or status of units received in a specific shipment.	O ID 2/2
		Not Used by PIPENET	

Segment: **DTM** Date/Time Reference

Level: Header

Loop: _____

Usage: Mandatory

Max Use: 10

Purpose: To specify pertinent dates and times

Syntax: **1 R0203**
At least one of DTM02 or DTM03 is required.

Notes: **This date is identical to BRA02. This segment is mandatory in the ASC X12 861 transaction set and for PIPENET all three data elements of the segment must be sent.**

Data Element Summary

REF. DES.	DATA ELEMENT	NAME	ATTRIBUTES
DTM01	374	Date/Time Qualifier Code specifying type of date or time, or both date and time.	M ID 3/3
		009 Process	
DTM02	373	Date Date (YYMMDD).	C DT 6/6
		Required by PIPENET	
DTM03	337	Time Time expressed in 24-hour clock time (HHMMSS) (Time range: 000000 through 235959)	C TM 4/6
		Required by PIPENET	
DTM04	623	Time Code Code identifying the time. In accordance with International Standards Organization standard 8601, time can be specified by a + or - and an indication in hours in relation to Universal Time Coordinate (UTC) time. Since + is a restricted character, + and - are substituted by P and M in the codes that follow.	O ID 2/2
		Not Used by PIPENET	
DTM05	624	Century The first two characters in the designation of the year (CCYY).	O NO 2/2
		Not Used by PIPENET	

Segment: N1 Name
Level: Header
Loop: N1 Repeat: 200
Usage: Optional
Max Use: 1
Purpose: To identify a party by type of organization, name and code
Syntax: 1 R0203
 At least one of N102 or N103 is required.
 2 P0304
 If either N103 or N104 is present, then the other is required.
Comments: A This segment, used alone, provides the most efficient method of providing organizational identification. To obtain this efficiency the "ID Code" (N104) must provide a key to the table maintained by the transaction processing party.

Notes: Required by PIPENET
 PIPENET allows three iterations of the N1 loop. They are Carrier Name (mandatory for PIPENET), Ticket Transaction Set Destination (mandatory for PIPENET) and Account of (optional for PIPENET).
 The preferred method for sending the name is to use the N103 and N104 data elements. If the name is sent in N103 and N104 then do not send N102. However, if the name is sent as alpha-numeric in N102 then do not send N103 and N104.

Data Element Summary

REF. DES.	DATA ELEMENT	NAME	ATTRIBUTES
N101	98	Entity Identifier Code Code identifying an organizational entity or a physical location.	M ID 2/2
		AO Account Of	
		CA Carrier	
		CN Consignee	
		OP Operator of property or unit	
		SH Shipper	
		SU Supplier/Manufacturer	
		TF Tank Farm	
		UC Ultimate Consignee	
		WF Tank Farm Owner	
N102	93	Name Free-form name.	C AN 1/35

N103 66 Identification Code Qualifier C ID 1/2
 Code designating the system/method of code structure used for Identification Code (67).
 1 Dun and Bradstreet (Credit Reporting) (DUNS)
 22 Council of Petroleum Accounting Societies code (COPAS).
 9 DUNS with 4-character suffix
 N104 67 Identification Code C AN 2/17
 Code identifying a party.

FINAL

Segment: N2 Additional Name Information
Level: Header
Loop: N1
Usage: Optional
Max Use: 2
Purpose: To specify additional names or those longer than 35 characters in length
Notes: Do not send this segment if the name is sent in N103 and N104.

Data Element Summary

REF. DES.	DATA ELEMENT	NAME	ATTRIBUTES
N201	93	Name Free-form name.	M AN 1/35
N202	93	Name Free-form name.	O AN 1/35

FINAL

Segment: N3 Address Information
Level: Header
Loop: N1
Usage: Optional
Max Use: 2
Purpose: To specify the location of the named party
Notes: Do not send this segment if the name is sent in N103 and N104.

Data Element Summary

REF. DES.	DATA ELEMENT	NAME	ATTRIBUTES
N301	166	Address Information Address information	M AN 1/35
N302	166	Address Information Address information	O AN 1/35

FINAL

Segment: **N4** Geographic Location
Level: Header
Loop: N1
Usage: Optional
Max Use: 1

Purpose: To specify the geographic place of the named party

Syntax: **1 R0105**
At least one of N401 or N405 is required.
2 P0506
If either N405 or N406 is present, then the other is required.

Comments: **A** A combination of either N401 through N404 (or N405 and N406) may be adequate to specify a location.
B N402 is required only if city name (N401) is in the USA or Canada.

Notes: **Do not send this segment if the name is sent in N103 and N104.**

Data Element Summary

REF. DES.	DATA ELEMENT	NAME	ATTRIBUTES
N401	19	City Name Free-form text for city name.	C AN 2/19
N402	156	State or Province Code Code (Standard State/Province) as defined by appropriate government agency.	O ID 2/2
N403	116	Postal Code Code defining international postal zone code excluding punctuation and blanks (zip code for United States).	O ID 4/9
N404	26	Country Code Code identifying the country. Not Used by PIPENET	O ID 2/2
N405	309	Location Qualifier Code identifying type of location. Not Used by PIPENET	C ID 1/2
N406	310	Location Identifier Code which identifies a specific location. Not Used by PIPENET	C AN 1/25

Segment: **RCD** Receiving Conditions
Level: Detail
Loop: RCD **Repeat:** 200000
Usage: Optional
Max Use: 1

Purpose: To report receiving conditions and specify contested quantities

Syntax: **1 R020406**
At least one of RCD02, RCD04 or RCD06 is required.
2 C0203
If RCD02 is present, then RCD03 is required.

3 C0405
If RCD04 is present, then RCD05 is required.

4 C060708
If RCD06 is present, then RCD07 and RCD08 are required.

5 C091011
If RCD09 is present, then RCD10 and RCD11 are required.

6 C121314
If RCD12 is present, then RCD13 and RCD14 are required.

7 C151617
If RCD15 is present, then RCD16 and RCD17 are required.

8 C181920
If RCD18 is present, then RCD19 and RCD20 are required.

Comments: **A** See the Data Dictionary for a complete list of receiving condition ID's.
B RCD01 is the receiving advice line item identification.
C RCD06 through RCD20 provide for five (5) different quantities whose condition upon receipt is under question.
D RCD21 is the cumulative quantity of goods received for a specific time period.

Notes: **The RCD segment is used by PIPENET to define the start of a gauge ticket. For PIPENET if RCD02 is sent, then RCD03 must be sent.**

Data Element Summary

REF. DES.	DATA ELEMENT	NAME	ATTRIBUTES
RCD01	350	Assigned Identification Alphanumeric characters assigned for differentiation within a transaction set. For PIPENET the tank number assigned by the carrier.	O AN 1/11
RCD02	663	Quantity Units Received or Accepted Number of Units Received or Accepted For PIPENET this is the ticket Net Volume.	C R 1/9

RCD03	355	Unit of Measurement Code Code identifying the basic unit of measurement.	C ID 2/2
		CO Cubic Meters (Net)	
		ND Net Barrels	
		NG Net Gallons	
		PN Pounds Net	
RCD04	664	Quantity Units Returned Number of units returned.	C R 1/9
		Not Used by PIPENET	
RCD05	355	Unit of Measurement Code Code identifying the basic unit of measurement.	C ID 2/2
		Not Used by PIPENET	
RCD06	667	Quantity in Question Number of units contested because of physical condition or status of units.	C R 1/9
		Not Used by PIPENET	
RCD07	355	Unit of Measurement Code Code identifying the basic unit of measurement.	C ID 2/2
		Not Used by PIPENET	
RCD08	412	Receiving Condition Code Code designating physical condition or status of units received in a specific shipment.	C ID 2/2
		Not Used by PIPENET	
RCD09	667	Quantity in Question Number of units contested because of physical condition or status of units.	O R 1/9
		Not Used by PIPENET	
RCD10	355	Unit of Measurement Code Code identifying the basic unit of measurement.	C ID 2/2
		Not Used by PIPENET	
RCD11	412	Receiving Condition Code Code designating physical condition or status of units received in a specific shipment.	C ID 2/2
		Not Used by PIPENET	
RCD12	667	Quantity in Question Number of units contested because of physical condition or status of units.	O R 1/9
		Not Used by PIPENET	
RCD13	355	Unit of Measurement Code Code identifying the basic unit of measurement.	C ID 2/2
		Not Used by PIPENET	
RCD14	412	Receiving Condition Code Code designating physical condition or status of units received in a specific shipment.	C ID 2/2
		Not Used by PIPENET	
RCD15	667	Quantity in Question Number of units contested because of physical condition or status of units.	O R 1/9
		Not Used by PIPENET	
RCD16	355	Unit of Measurement Code Code identifying the basic unit of measurement.	C ID 2/2
		Not Used by PIPENET	

RCD17	412	Receiving Condition Code Code designating physical condition or status of units received in a specific shipment.	C ID 2/2
		Not Used by PIPENET	
RCD18	667	Quantity in Question Number of units contested because of physical condition or status of units.	O R 1/9
		Not Used by PIPENET	
RCD19	355	Unit of Measurement Code Code identifying the basic unit of measurement.	C ID 2/2
		Not Used by PIPENET	
RCD20	412	Receiving Condition Code Code designating physical condition or status of units received in a specific shipment.	C ID 2/2
		Not Used by PIPENET	
RCD21	380	Quantity Numeric value of quantity.	O R 1/15
		Not Used by PIPENET	

Segment: **LIN** Item Identification
Level: Detail
Loop: RCD
Usage: Optional
Max Use: 100
Purpose: To specify basic item identification data.
Syntax: 1 **C0405**
 If LIN04 is present, then LIN05 is required.
 2 **C0607**
 If LIN06 is present, then LIN07 is required.
 3 **C0809**
 If LIN08 is present, then LIN09 is required.
 4 **C1011**
 If LIN10 is present, then LIN11 is required.
 5 **C1213**
 If LIN12 is present, then LIN13 is required.
 6 **C1415**
 If LIN14 is present, then LIN15 is required.
 7 **C1617**
 If LIN16 is present, then LIN17 is required.
 8 **C1819**
 If LIN18 is present, then LIN19 is required.
 9 **C2021**
 If LIN20 is present, then LIN21 is required.
 10 **C2223**
 If LIN22 is present, then LIN23 is required.
 11 **C2425**
 If LIN24 is present, then LIN25 is required.
 12 **C2627**
 If LIN26 is present, then LIN27 is required.
 13 **C2829**
 If LIN28 is present, then LIN29 is required.
 14 **C3031**
 If LIN30 is present, then LIN31 is required.

Comments: A See the Data Dictionary for a complete list of ID's.
 B LIN01 is the line item identification
 C LIN02 through LIN31 provide for fifteen (15) different product/service ID's for each item. For Example: Case, Color, Drawing No., UPC No., ISBN No., Model No., SKU.

Notes: Required by PIPENET

For PIPENET the following rules supersede the ASC X12 Attributes for the data elements of the LIN segment:

•LIN06 and LIN07 may only be used to send the Primary Movement Identifier.

•LIN08 and LIN09 may only be used to send the Transaction Code.

•LIN10 and LIN11 may only be used to send the Ticket Type.

Data Element Summary

REF. DES.	DATA ELEMENT	NAME	ATTRIBUTES
LIN01	350	Assigned Identification Alphanumeric characters assigned for differentiation within a transaction set.	O AN 1/11
LIN02	235	Product/Service ID Qualifier Code identifying the type/source of the descriptive number used in Product/Service ID (234). PQ Product ID Attribute Code Required by PIPENET	M ID 2/2
LIN03	234	Product/Service ID Identifying number for a product or service. C Crude Oil P Product N Natural Gas Liquids	M AN 1/30
LIN04	235	Product/Service ID Qualifier Code identifying the type/source of the descriptive number used in Product/Service ID (234). TP Product Type Code Required by PIPENET	O ID 2/2
LIN05	234	Product/Service ID Identifying number for a product or service. See Appendix A for API Product Code List.	C AN 1/30
LIN06	235	Product/Service ID Qualifier Code identifying the type/source of the descriptive number used in Product/Service ID (234). GC Grade Code	O ID 2/2
LIN07	234	Product/Service ID Identifying number for a product or service.	C AN 1/30
LIN08	235	Product/Service ID Qualifier Code identifying the type/source of the descriptive number used in Product/Service ID (234). TA Pipeline Transaction Code	O ID 2/2
LIN09	234	Product/Service ID Identifying number for a product or service.	C AN 1/30

		10 Receipt - Custody (into tanks) 11 Receipt - Custody (into line) 12 Receipt - Gathering Location 17 Receipt Transfer Record 21 Delivery - Custody (from line) 22 Delivery - Custody (from tanks) 24 Transmix Delivery (out of tanks) 31 Water Adjustment Record 32 Inventory - Adjustment 33 Void Ticket		
LIN10	235	Product/Service ID Qualifier Code identifying the type/source of the descriptive number used in Product/Service ID (234).	O ID 2/2	
		MO Movement Type Code For PIPENET, the MO Qualifier is used to declare the Ticket Type Qualifier Code.		
LIN11	234	Product/Service ID Identifying number for a product or service.	C AN 1/30	
		BU Bulk LE Lease PL Pipeline TR Terminal Representative PF Pipeline Facility CR Credit SK Skid Ticket UT Underground Tanks TR Truck Rack		
LIN12	235	Product/Service ID Qualifier Code identifying the type/source of the descriptive number used in Product/Service ID (234).	O ID 2/2	
		Not Used by PIPENET		
LIN13	234	Product/Service ID Identifying number for a product or service.	C AN 1/30	
		Not Used by PIPENET		
LIN14	235	Product/Service ID Qualifier Code identifying the type/source of the descriptive number used in Product/Service ID (234).	O ID 2/2	
		Not Used by PIPENET		
LIN15	234	Product/Service ID Identifying number for a product or service.	C AN 1/30	
		Not Used by PIPENET		
LIN16	235	Product/Service ID Qualifier Code identifying the type/source of the descriptive number used in Product/Service ID (234).	O ID 2/2	
		Not Used by PIPENET		
LIN17	234	Product/Service ID Identifying number for a product or service.	C AN 1/30	
		Not Used by PIPENET		
LIN18	235	Product/Service ID Qualifier Code identifying the type/source of the descriptive number used in Product/Service ID (234).	O ID 2/2	
		Not Used by PIPENET		

LIN19	234	Product/Service ID Identifying number for a product or service.	C AN 1/30	
		Not Used by PIPENET		
LIN20	235	Product/Service ID Qualifier Code identifying the type/source of the descriptive number used in Product/Service ID (234).	O ID 2/2	
		Not Used by PIPENET		
LIN21	234	Product/Service ID Identifying number for a product or service.	C AN 1/30	
		Not Used by PIPENET		
LIN22	235	Product/Service ID Qualifier Code identifying the type/source of the descriptive number used in Product/Service ID (234).	O ID 2/2	
		Not Used by PIPENET		
LIN23	234	Product/Service ID Identifying number for a product or service.	C AN 1/30	
		Not Used by PIPENET		
LIN24	235	Product/Service ID Qualifier Code identifying the type/source of the descriptive number used in Product/Service ID (234).	O ID 2/2	
		Not Used by PIPENET		
LIN25	234	Product/Service ID Identifying number for a product or service.	C AN 1/30	
		Not Used by PIPENET		
LIN26	235	Product/Service ID Qualifier Code identifying the type/source of the descriptive number used in Product/Service ID (234).	O ID 2/2	
		Not Used by PIPENET		
LIN27	234	Product/Service ID Identifying number for a product or service.	C AN 1/30	
		Not Used by PIPENET		
LIN28	235	Product/Service ID Qualifier Code identifying the type/source of the descriptive number used in Product/Service ID (234).	O ID 2/2	
		Not Used by PIPENET		
LIN29	234	Product/Service ID Identifying number for a product or service.	C AN 1/30	
		Not Used by PIPENET		
LIN30	235	Product/Service ID Qualifier Code identifying the type/source of the descriptive number used in Product/Service ID (234).	O ID 2/2	
		Not Used by PIPENET		
LIN31	234	Product/Service ID Identifying number for a product or service.	C AN 1/30	
		Not Used by PIPENET		

Segment: **PID** Product/Item Description
Level: Detail
Loop: RCD
Usage: Optional
Max Use: 1000
Purpose: To describe a product or process in coded or free-form format
Syntax: **1 C0403**
 If PID04 is present, then PID03 is required.
2 R0405
 At least one of PID04 or PID05 is required.
Comments: **A** If PID01 = "F", then PID05 is used. If PID01 = "S", then PID04 is used. If PID01 = "X", then both PID04 and PID05 are used.
B Use PID03 to indicate the organization that publishes the code list being referred to.
C PID04 should be used for industry-specific product description codes.
D Use PID06 when necessary to refer to the product surface or layer being described in the segment.

Notes: **PIPENET allows three iterations of the PID segment. They are Product/Item Description - Millipore, Product/Item Description - Color and Previous Movement Identifier.**
The use of the PID segment allows quality control data items to be sent using alpha-numeric descriptions.

Data Element Summary

REF. DES.	DATA ELEMENT	NAME	ATTRIBUTES
PID01	349	Item Description Type Code indicating the format of a description.	M ID 1/1
		F Free-form	
PID02	750	Product/Process Characteristic Code Code specifying the product or process characteristic being described.	O ID 2/3
		35 Color	
		40 Shade Used to declare the Millipore Qualifier Code.	
		SYN Synonym Used to declare the Previous Movement Identifier defined by a connecting carrier or other associated party.	
PID03	559	Agency Qualifier Code Code identifying the agency assigning the code values.	C ID 2/2
		Not Used by PIPENET	

PID04 751 Product Description Code C AN 1/12
 A code from an industry code list which provides specific data about a product characteristic.
Not Used by PIPENET

PID05 352 Description C AN 1/80
 A free-form description to clarify the related data elements and their content.

PID06 752 Surface/Layer/Position Code O ID 2/2
 Code indicating the product surface, layer or position that is being described.
Not Used by PIPENET

FINAL

Segment: REF Reference Numbers
Level: Detail
Loop: RCD
Usage: Optional
Max Use: 12
Purpose: To specify identifying numbers.
Syntax: 1 R0203
 At least one of REF02 or REF03 is required.

Notes: PIPENET allows five iterations of the REF segment. They are Tarriff Number, Bill of Lading Number, Customer Reference Number, Seal Off Number and Seal On Number.

Data Element Summary

REF. DES.	DATA ELEMENT	NAME	ATTRIBUTES
REF01	128	Reference Number Qualifier Code qualifying the Reference Number.	M ID 2/2
		BM Bill of Lading Number	
		CR Customer Reference Number	
		S8 Seal Off Number	
		S9 Seal On Number	
		TS Tariff Number	
REF02	127	Reference Number Reference number or identification number as defined for a particular Transaction Set, or as specified by the Reference Number Qualifier.	C AN 1/30
REF03	352	Description A free-form description to clarify the related data elements and their content. If the Reference can be described by a numeric value then send this number is REF02. Otherwise, send the Reference as alpha-numeric text in REF03.	C AN 1/80

Segment: DTM Date/Time Reference
Level: Detail
Loop: RCD
Usage: Optional
Max Use: 10
Purpose: To specify pertinent dates and times
Syntax: 1 R0203
 At least one of DTM02 or DTM03 is required.

Notes: Required by PIPENET
 PIPENET allows three iterations of the DTM segment. They are Ticket Date, Ticket Start Date/Time and Ticket Stop Date/Time.

Data Element Summary

REF. DES.	DATA ELEMENT	NAME	ATTRIBUTES
DTM01	374	Date/Time Qualifier Code specifying type of date or time, or both date and time.	M ID 3/3
		035 Delivered Used to declare the Ticket Date DTM segment.	
		090 Report Start	
		091 Report End	
DTM02	373	Date Date (YYMMDD).	C DT 6/6
		Required by PIPENET	
DTM03	337	Time Time expressed in 24-hour clock time (HHMMSS) (Time range: 000000 through 235959)	C TM 4/6
		Required for PIPENET for Ticket Start Date/Time DTM segment and Ticket Stop Date/Time DTM segment. Optional for Ticket Date DTM segment.	
DTM04	623	Time Code Code identifying the time. In accordance with International Standards Organization standard 8601, time can be specified by a + or - and an indication in hours in relation to Universal Time Coordinate (UTC) time. Since + is a restricted character, + and - are substituted by P and M in the codes that follow.	O ID 2/2
		Not Used by PIPENET	
DTM05	624	Century The first two characters in the designation of the year (CCYY).	O NO 2/2

Segment: **MEA** Measurements
Level: Detail
Loop: RCD
Usage: Optional
Max Use: 40
Purpose: To specify physical measurements, including dimensions, tolerances, weights and counts.
Syntax: **1 R03050608**
 At least one of MEA03, MEA05, MEA06 or MEA08 is required.
2 C0304
 If MEA03 is present, then MEA04 is required.
3 C0504
 If MEA05 is present, then MEA04 is required.
4 C0604
 If MEA06 is present, then MEA04 is required.
5 L07030506
 If MEA07 is present, then at least one of MEA03, MEA05 or MEA06 are required.
6 E0803
 Only one of MEA08 or MEA03 may be present.
Comments: **A** When citing dimensional tolerances, any measurement requiring a sign (+ or -), or any measurement where a positive (+) value cannot be assumed use MEA05 as the negative (-) value and MEA06 as the positive (+) value.

Notes: **PIPENET allows twenty eight iterations of the MEA segment. They are Oil/Product Level: Feet measurement, Oil/Product Level: Inch measurement, Oil/Product Level: 32nds of an inch measurement, Oil/Product Level: Gross barrels, Water/Tank Bottom Level: Feet measurement, Water/Tank Bottom Level: Inch measurement, Water/Tank Bottom Level: 32nds of an inch measurement, Water/Tank Bottom Level: Gross barrels, Observed API Gravity, Observed API Gravity Corrected to 60 degrees, Specific Gravity, % B S & W, Water Volume, Observed Temperature - Oil/Product, Average Temperature - Oil/Product, Temperature Factor - Oil/Product, Observed Temperature - Tank Bottom, Incrustation, Incrustation Factor, Roof Adjustment, Volume Split to Others, Reid Vapor Pressure, Quality Control, Observed API Gravity - Sample Stream, Observed API Gravity Corrected to 60 degrees - Sample Stream, Observed Temperature - Sample Stream, Average Temperature - Sample Stream and Ambient Temperature.**

For PIPENET, one of the three types of gravity must be sent. PIPENET allows sending all three if necessary.

Gauge readings may consist of feet, inches, 32nds of an inch and hundredths of a foot. PIPENET accomodates the various measuring methods by providing segments for each component of the gauging. If the gauging method consists of feet and hundredths of a foot then send 1 MEA for each reading and use Unit of Measure "FT" - feet. Otherwise if the gauging measurements consist of feet, inches and fractions of an inch then send 3 MEA segments for each component of the gauge reading.

The use of the PRL - Product Level does not supersede the base data declared as Crude or Product in LIN02. The use of the term Product is general.

The Gross Barrels segment is intended to be used when the receiving party does not have the tank strapping.

If MEA02 is "OAP" and MEA04 is "ZZ" then the segment defines the Observed API Gravity.
 If MEA02 is "OAP" and MEA04 is "DD" then the segment defines the Observed API Gravity Corrected to 60 Degrees.

% BSW value expressed in Percentage of RCD02.
 Water Volume expressed in Units of Measure declared in RCD03.

For PIPENET at least one MEA segment for the oil/product temperature data must be sent.

If transmitting API corrected gravity then do not send the observed temperature.

The use of MEA - Observed Temperature - Tank Bottom segments implies average temperature. The use of 2 Successive MEA - Observed Temperature - Tank Bottom implies first and second readings.
 The use of MEA01 as "TE" and MEA02 as "WTB" uniquely identifies this segment as the tank bottom observed temperature.

Send this figure as a decimal (e.g., 0.250) or a whole number expressing the incrustation in 32nds of an inch (e.g., send 3/32 as 3).

Use MEA01 code "SD" for Sample Stream Readings.

Data Element Summary

REF. DES.	DATA ELEMENT	NAME	ATTRIBUTES
MEA01	737	Measurement Reference ID Code Code specifying the application of physical measurement cited.	O ID 2/2
		AV Average Reading	
		IN Incrustation	
		R1 Opening Reading	
		R2 Closing Reading	

		SD Shipped Dimensions			
		TE Temperature			
MEA02	738	Measurement Qualifier	O ID 1/3		
		Code identifying the type of measurement.			
		AD Ambient Temperature			
		AVT Average Temperature			
		BSW Percent Bottom Sediment and Water			
		DP Depth			
		FP Flashpoint			
		H2O Water Volume			
		HAZ Haze			
		IW Incrustation Factor			
		MK Microseperometer (MSEP)			
		OAP Observed American Petroleum Institute Gravity			
		OBT Observed Temperature			
		ODR Odor			
		PRL Product Level			
		PY Percent of Water			
		RAF Roof Adjustment Factor			
		RVP Reid Vapor Pressure			
		SPG Specific Gravity			
		TC Temperature			
		TPF Temperature Factor			
		VSO Volume Split to Others			
		WTB Water/Tank Bottom Level			
		ZO Oxygen			
MEA03	739	Measurement Value	C R 1/10		
		The value of the measurement.			
MEA04	355	Unit of Measurement Code	C ID 2/2		
		Code identifying the basic unit of measurement.			
		Not Used by PIPENET			
		CE Centigrade, Celsius			
		CO Cubic Meters (Net)			
		CR Cubic Meter			
		DD Degree			
		E5 Inches, Fraction--Actual			
		For PIPENET - Fractional inches are in 32nds.			
		FA Fahrenheit			
		FT Foot			

		GD Gross Barrels			
		GN Gross Gallons			
		IN Inch			
		KG Kilogram			
		ND Net Barrels			
		NG Net Gallons			
		PG Pounds Gross			
		PN Pounds Net			
		PS Pounds per Sq. Inch			
		PU Mass Pounds			
		PZ Mutually Defined			
MEA05	740	Range Minimum	C R 1/10		
		The value specifying the minimum of the measurement range.			
		Not Used by PIPENET			
MEA06	741	Range Maximum	C R 1/10		
		The value specifying the maximum of the measurement range.			
		Not Used by PIPENET			
MEA07	935	Measurement Significance Code	O ID 2/2		
		Code used to benchmark, qualify or further define a measurement value.			
		Not Used by PIPENET			
MEA08	936	Measurement Attribute Code	C ID 2/2		
		Code used to express an attribute response when a numeric measurement value cannot be determined.			
		Not Used by PIPENET			
MEA09	752	Surface/Layer/Position Code	O ID 2/2		
		Code indicating the product surface, layer or position that is being described.			
		Not Used by PIPENET			

Segment: **SLN** Subline Item Detail

Level: Detail

Loop: RCD/SLN **Repeat:** 100

Usage: Optional

Max Use: 1

Purpose: To specify product subline detail item data

- Syntax:**
- 1 **C0706**
If SLN07 is present, then SLN06 is required.
 - 2 **C0806**
If SLN08 is present, then SLN06 is required.
 - 3 **C0910**
If SLN09 is present, then SLN10 is required.
 - 4 **C1112**
If SLN11 is present, then SLN12 is required.
 - 5 **C1314**
If SLN13 is present, then SLN14 is required.
 - 6 **C1516**
If SLN15 is present, then SLN16 is required.
 - 7 **C1718**
If SLN17 is present, then SLN18 is required.
 - 8 **C1920**
If SLN19 is present, then SLN20 is required.
 - 9 **C2122**
If SLN21 is present, then SLN22 is required.
 - 10 **C2324**
If SLN23 is present, then SLN24 is required.
 - 11 **C2526**
If SLN25 is present, then SLN26 is required.
 - 12 **C2728**
If SLN27 is present, then SLN28 is required.

- Comments:**
- A** See the Data Dictionary for a complete list of ID's.
 - B** SLN01 is the identifying number for the subline item. It is related to (but not necessarily equivalent to) the baseline item number. Example: 1.1 or 1A might be used as a subline number to relate to baseline number 1.
 - C** SLN02 is the identifying number for the subline level. The subline level is analogous to the level code used in a bill of materials.
 - D** SLN09 through SLN28 provide for ten (10) different product/service ID's for each item. For example: Case, Color, Drawing No., UPC No., ISBN No., Model No., SKU.

Notes: For PIPENET this segment is used to include a Load Out volume.

Data Element Summary

REF. DIS.	DATA ELEMENT	NAME	ATTRIBUTES
SLN01	350	Assigned Identification Alphanumeric characters assigned for differentiation within a transaction set. For PIPENET a sequential subline number consisting of the number in LIN01 along with one of the following meter types. TC Temperature Compensated Meter NT NonTemperature Compensated Meter EXAMPLE: If LIN01 = 101 and the load out meter is temperature compensated then SLN02 = 101TC.	M AN 1/11
SLN02	350	Assigned Identification Alphanumeric characters assigned for differentiation within a transaction set. Not Used by PIPENET	O AN 1/11
SLN03	661	Configuration Code Code indicating the relationship of the subline item to the baseline item. A Added D Deleted I Included	M ID 1/1
SLN04	380	Quantity Numeric value of quantity. For PIPENET this is the Load Out volume.	M R 1/15
SLN05	355	Unit of Measurement Code Code identifying the basic unit of measurement. CO Cubic Meters (Net) CR Cubic Meter GD Gross Barrels GN Gross Gallons ND Net Barrels NG Net Gallons PG Pounds Gross PN Pounds Net PU Mass Pounds	M ID 2/2
SLN06	212	Unit Price Price per unit of product, service, commodity, etc. Not Used by PIPENET	C R 1/14
SLN07	639	Basis of Unit Price Code Code identifying the type of unit price for an item. Not Used by PIPENET	O ID 2/2
SLN08	662	Subline Price Change Code ID Code indicating the relationship of the subline item unit price to the baseline item unit price. Not Used by PIPENET	O ID 1/1

SLN09	235	Product/Service ID Qualifier Code identifying the type/source of the descriptive number used in Product/Service ID (234).	O ID 2/2
Not Used by PIPENET			
SLN10	234	Product/Service ID Identifying number for a product or service.	C AN 1/30
Not Used by PIPENET			
SLN11	235	Product/Service ID Qualifier Code identifying the type/source of the descriptive number used in Product/Service ID (234).	O ID 2/2
Not Used by PIPENET			
SLN12	234	Product/Service ID Identifying number for a product or service.	C AN 1/30
Not Used by PIPENET			
SLN13	235	Product/Service ID Qualifier Code identifying the type/source of the descriptive number used in Product/Service ID (234).	O ID 2/2
Not Used by PIPENET			
SLN14	234	Product/Service ID Identifying number for a product or service.	C AN 1/30
Not Used by PIPENET			
SLN15	235	Product/Service ID Qualifier Code identifying the type/source of the descriptive number used in Product/Service ID (234).	O ID 2/2
Not Used by PIPENET			
SLN16	234	Product/Service ID Identifying number for a product or service.	C AN 1/30
Not Used by PIPENET			
SLN17	235	Product/Service ID Qualifier Code identifying the type/source of the descriptive number used in Product/Service ID (234).	O ID 2/2
Not Used by PIPENET			
SLN18	234	Product/Service ID Identifying number for a product or service.	C AN 1/30
Not Used by PIPENET			
SLN19	235	Product/Service ID Qualifier Code identifying the type/source of the descriptive number used in Product/Service ID (234).	O ID 2/2
Not Used by PIPENET			
SLN20	234	Product/Service ID Identifying number for a product or service.	C AN 1/30
Not Used by PIPENET			
SLN21	235	Product/Service ID Qualifier Code identifying the type/source of the descriptive number used in Product/Service ID (234).	O ID 2/2
Not Used by PIPENET			
SLN22	234	Product/Service ID Identifying number for a product or service.	C AN 1/30
Not Used by PIPENET			

SLN23	235	Product/Service ID Qualifier Code identifying the type/source of the descriptive number used in Product/Service ID (234).	O ID 2/2
Not Used by PIPENET			
SLN24	234	Product/Service ID Identifying number for a product or service.	C AN 1/30
Not Used by PIPENET			
SLN25	235	Product/Service ID Qualifier Code identifying the type/source of the descriptive number used in Product/Service ID (234).	O ID 2/2
Not Used by PIPENET			
SLN26	234	Product/Service ID Identifying number for a product or service.	C AN 1/30
Not Used by PIPENET			
SLN27	235	Product/Service ID Qualifier Code identifying the type/source of the descriptive number used in Product/Service ID (234).	O ID 2/2
Not Used by PIPENET			
SLN28	234	Product/Service ID Identifying number for a product or service.	C AN 1/30
Not Used by PIPENET			

Segment: N1 Name
Level: Detail
Loop: RCD/N1 **Repeat:** 200
Usage: Optional
Max Use: 1
Purpose: To identify a party by type of organization, name and code
Syntax: 1 R0203
 At least one of N102 or N103 is required.
 2 P0304
 If either N103 or N104 is present, then the other is required.

Comments: A This segment, used alone, provides the most efficient method of providing organizational identification. To obtain this efficiency the "ID Code" (N104) must provide a key to the table maintained by the transaction processing party.

Notes: Required by PIPENET

PIPENET allows eight iterations of the N1 segment. They are Terminal Location, Lease Name, Lease Operator or Shipper, Consignee or Supplier Name, Ultimate Consignee, Tankage Name, Connecting Carrier or Refinery Name and Vessel Name.

The Gauge Ticket transaction set requires that the segment be sent with either the Point of Origin (N101 = "SF") or Point of Delivery (N101 = "ST").
 The preferred method for sending the name is to use the N103 and N104 data elements. If the name is sent in N103 and N104 then do not send N102. However, if the name is sent as alpha-numeric in N102 then do not send N103 and N104.

If N101 in the N1 segment for the Transaction Set Destination in the Header is "SH" then "SH" is not allowed in this N1 segment of the Detail Area.
 If N101 in the N1 segment for the Transaction Set Destination in the Header is "OP" then "OP" is not allowed in this N1 segment of the Detail Area.
 Use N101 code "OV" to send a Vessel Name.

Data Element Summary

REF. DES.	DATA ELEMENT	NAME	ATTRIBUTES
N101	98	Entity Identifier Code Code identifying an organizational entity or a physical location.	M ID 2/2
		CN Consignee	
		IK Intermediate Carrier	
		OP Operator of property or unit Operator of Property or Unit	

		OV Owner of Vessel	
		PP Property	
		RF Refinery	
		SF Ship From	
		SH Shipper	
		ST Ship To	
		SU Supplier/Manufacturer	
		TF Tank Farm	
		UC Ultimate Consignee	
		WF Tank Farm Owner	
N102	93	Name Free-form name.	C AN 1/35
N103	66	Identification Code Qualifier Code designating the system/method of code structure used for Identification Code (67).	C ID 1/2
		1 Dun and Bradstreet (Credit Reporting) (DUNS)	
		20 Standard Point Location Code (SPLC)	
		22 Council of Petroleum Accounting Societies code (COPAS).	
		9 DUNS with 4-character suffix	
N104	67	Identification Code Code identifying a party.	C AN 2/17

Segment: REF Reference Numbers
Level: Detail
Loop: RCD/N1
Usage: Optional
Max Use: 100

Purpose: To specify identifying numbers.

Syntax: 1 R0203
 At least one of REF02 or REF03 is required.

Notes: PIPENET requires that Gauge Ticket Number be sent in the REF segment of the N1 loop sending the Point of Origin (N101 = "SF") or Point of Delivery (N101 = "ST"). PIPENET allows the Lease Number in the N1 loop sending the Lease Name.

Data Element Summary

REF. DES.	DATA ELEMENT	NAME	ATTRIBUTES
REF01	128	Reference Number Qualifier Code qualifying the Reference Number.	M ID 2/2
		GG Gauge Ticket Number	
		LC Lease Number	
REF02	127	Reference Number Reference number or identification number as defined for a particular Transaction Set, or as specified by the Reference Number Qualifier.	C AN 1/30
REF03	352	Description A free-form description to clarify the related data elements and their content.	C AN 1/80
		Not Used by PIPENET	

Segment: PER Administrative Communications Contact
Level: Detail
Loop: RCD/N1
Usage: Optional

Max Use: 3

Purpose: To identify a person or office to whom administrative communications should be directed

Syntax: 1 P0304
 If either PER03 or PER04 is present, then the other is required.

Notes: PIPENET allows that the Information Contact in the PER segment of the N1 loop sending the Point of Origin (N101 = "SF") or Point of Delivery (N101 = "ST").

Data Element Summary

REF. DES.	DATA ELEMENT	NAME	ATTRIBUTES
PER01	366	Contact Function Code Code identifying the major duty or responsibility of the person or group named.	M ID 2/2
		IC Information Contact	
PER02	93	Name Free-form name.	O AN 1/35
		For PIPENET the name or initials of the field employee responsible for the creation of the ticket.	
PER03	365	Communication Number Qualifier Code identifying the type of communication number.	C ID 2/2
		Not Used by PIPENET	
PER04	364	Communication Number Complete communications number including country or area code when applicable.	C AN 7/25
		Not Used by PIPENET	

Segment: CTT Transaction Totals
Level: Summary
Loop: ____
Usage: Optional
Max Use: 1
Purpose: To transmit a hash total for a specific element in the transaction set
Syntax: 1 C0304
 If CTT03 is present, then CTT04 is required.
 2 C0506
 If CTT05 is present, then CTT06 is required.
Comments: A This segment is intended to provide hash totals to validate transaction completeness and correctness.
Notes: Required by PIPENET

Data Element Summary

REF. DIS.	DATA ELEMENT	NAME	ATTRIBUTES
CTT01	354	Number of Line Items Total number of line items in the transaction set. For PIPENET a count of the number of RCD segments.	M NO 1/6
CTT02	347	Hash Total Sum of values of the specified data element. All values in the data element will be summed without regard to decimal points (explicit or implicit) or signs. Truncation will occur on the leftmost digits if the sum is greater than the maximum size of the hash total of the data element. Example: -.0018 First occurrence of value being hashed. .18 Second occurrence of value being hashed. 1.8 Third occurrence of value being hashed. 18.01 Fourth occurrence of value being hashed. 1855 Hash total prior to truncation. 855 Hash total after truncation to three-digit field. Not Used by PIPENET	O R 1/10
CTT03	81	Weight Numeric value of weight. Not Used by PIPENET	O R 1/8
CTT04	355	Unit of Measurement Code Code identifying the basic unit of measurement. Not Used by PIPENET	C ID 2/2
CTT05	183	Volume Value of volumetric measure. Not Used by PIPENET	O R 1/8
CTT06	355	Unit of Measurement Code Code identifying the basic unit of measurement. Not Used by PIPENET	C ID 2/2

CTT07 352 Description O AN 1/80
 A free-form description to clarify the related data elements and their content.
 Not Used by PIPENET

FINAL

Segment: SE Transaction Set Trailer
Level: Summary
Loop: ____
Usage: Mandatory
Max Use: 1
Purpose: To indicate the end of the transaction set and provide the count of the transmitted segments (including the beginning (ST) and ending (SE) segments).
Comments: A SE is the last segment of each transaction set.

Data Element Summary






REF. DES.	DATA ELEMENT	NAME	ATTRIBUTES
SE01	96	Number of Included Segments Total number of segments included in a transaction set including ST and SE segments.	M NO 1/6
SE02	329	Transaction Set Control Number Identifying control number assigned by the originator for a transaction set. SE02 must be the same as ST02.	M AN 4/9

FINAL




Acrobat™ Tips

These buttons help you find, view and use ACCESSRAMP™ text



Bookmarks/Thumbnails

-  When bookmarks are onscreen, click on triangles to show or hide subtopics.
-  When bookmarks are onscreen, a double-click on one of these brings its topic to the page window.
-  Closes thumbnails or bookmarks and displays the page window only.
-  Displays bookmarks and a page.
-  Displays thumbnails and a page.

Page Viewing

-   Magnifies, reduces the page: click the button, then click within the document. Or click and drag to enlarge an area.
-  When part of the page fills the window, the hand icon drags the page so that the rest can be shown.

Text Copying

-  Selects text to copy to the clipboard.
- Page 1 of 5, click this button for page 2 

Acrobat™

Tips Use these buttons to quickly move from page to page and to set the page size

Page Turning



Displays the first page.



Displays the previous page.



Displays the last page.



Displays the next page.



Displays the previous page viewed.



Returns from previous pages.

Stored Views

Page Size Setting



Sets the page view to 100%.



Displays the full width of the page within the window.



Displays the entire page within the window.



Click this button for page 1

Page 2 of 5

Click this button for page 3



Acrobat™

Tips ACCESSRAMP™ bookmarks work like a table of contents

Collapsing and expanding topics

Triangle icons in the bookmark area let you expand or collapse subtopics by clicking. A triangle that faces down indicates a topic is expanded. A triangle that faces to the right indicates a topic is collapsed.

To make scrolling the bookmark area easier, collapse all topics.

As you move the cursor past the border between the bookmark area and the page window a double arrow appears. Drag the double arrow to resize the bookmark area.

Finding EDI segments in ACCESSRAMP

Most ACCESSRAMP titles are based upon ASC X12 transaction sets or UN/EDIFACT messages. The hierarchy of these EDI standards creates a natural way to locate a message's interrelated parts.

- In each message listing, there is a column of page numbers to the left of the segment identifier. Click on a page number and the page window changes to the selected segment.
- You can also use the bookmarks for the same purpose.



Click this button for page 2

Page 3 of 5

Click this button for page 4



Acrobat™

Tips *Tips for opening multiple documents and jumping to specific pages*

Opening multiple documents

You might want to have more than one ACCESSRAMP document open at one time. For example, a data element dictionary and one or more transaction sets can be open for instant cross access.

From within ACCESSRAMP, choose File|Open to open another document. Files that can be read by ACCESSRAMP have the file extension *.PDF.

Use the Window menu to switch between the documents that are open.

Going to a specific page

In addition to using bookmarks and the message listing, there are two additional ways to get to a specific page.

- Click the page number box at the bottom of the window. Type the number of the page in the dialog box, then click OK.
- Click and hold the vertical scroll box; as you move the scroll box, a page number appears to the left of the scroll bar. Stop dragging the scroll box when it reaches the page you want.



Click this button for page 3

Page 4 of 5

Click this button for page 5



Acrobat™

Tips *Magnification and manipulating the size of the onscreen image*


Changing page magnification

The magnification box is at the bottom of the page window next to the page number box. Click and hold to select a preset percentage of magnification.

Selecting "Other..." displays a dialog box. By typing in a number (between 12 and 800) you can set any magnification from 12% to 800%.

You can preset ACCESSRAMP to open at any desired magnification by using the "Preferences..." dialog box under the "Edit" menu.

Fitting the page to your screen



When the displayed image is too small or too large, click this button. The page will fill the window at the maximum magnification possible.



Click this button for page 4

Page 5 of 5